

Completers Report 2018 - 2019



Contains 5 years of comparative data

List of Tables and Figures

	page no.
Table 1. Graduate Totals from 2014-2015 to 2018-2019 Academic Years and by Gender, by Ethnicity, and by Award Type (Excluding TCA) 1
Figure 1. Visual Representation of Total Awards and Total Graduates for 2014-2015 to 2018-2019 Academic Years 1
Figure 2. Visual Representation of Graduates in 2018-2019 Academic Year by Gender 1
Figure 3. Visual Representation of Graduates in 2018-2019 Academic Year by Ethnicity 1
Figure 4. Visual Representation of Graduates in 2018-2019 Academic Year by Degree Type 1
Table 2. List of Programs with CIP Code and Award Counts from 2014-2015 to 2018-2019 Academic Years 2
Table 3. TCA Completer Totals from 2014-2015 to 2018-2019 Academic Years and by Gender, and by Ethnicity 4
Table 4. List of TCA Programs with CIP Code and Award Counts from 2014-2015 to 2018-2019 Academic Years 5

Table 1. Graduate Totals from 2013-2014 to 2017-2018 Academic Years & by Gender, by Ethnicity, and by Award Type (Excluding TCA)

	2014-2015	2015-2016	2016-2017	2017-2018	2018-2019
Total Graduates (unduplicated)	2,237	2,513	2,287	2,155	2,810
Total Degrees Awarded (includes multiple awards)	2,376	2,691	2,479	2,290	3,035

Total Graduates by Gender (unduplicated)					
Male	676	806	734	676	820
Female	1,561	1,707	1,553	1,479	1,990

Total Graduates by Ethnicity (unduplicated)					
Asian	90	81	84	76	106
Native Hawaiian or Other Pacific Islander	2	4	1	5	13
American Indian or Alaska Native	7	8	11	17	17
Black or African American	750	893	885	782	966
Hispanic/Latino	187	220	198	196	279
White	982	1,086	934	776	1,129
Nonresident alien	25	40	35	26	42
Two or more races	55	69	54	58	83
Race and ethnicity unknown	139	112	85	219	175

Total Awards (includes multiple awards)					
Associate Degree	1,344	1,385	1,275	1,173	1,142
Technical Diploma	82	100	100	125	119
Certificate - CTS, CAS, CGS	933	1,183	1,081	976	1,616
Certificate - CTC	0	0	0	0	135
Certificate - Post-Associate	17	23	23	16	23

Figure 1. Total Awards and Total Graduates for 2014-2015 to 2018-2019 Academic Years

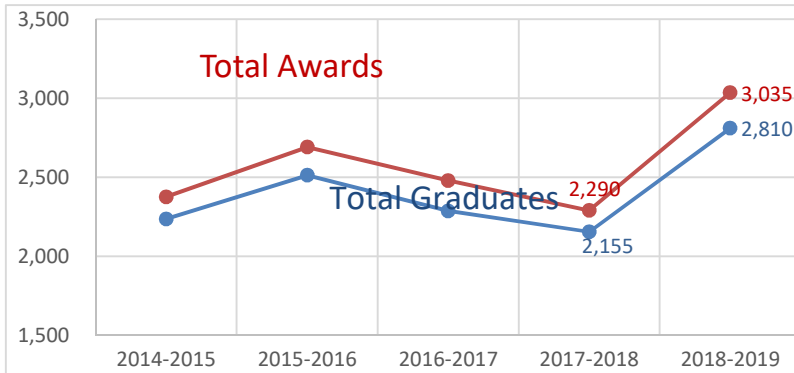


Figure 2. Graduates in 2018-2019 Academic Year by Gender

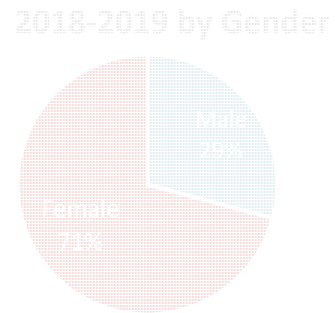


Figure 3. Graduates in 2018-2019 Academic Year by Ethnicity

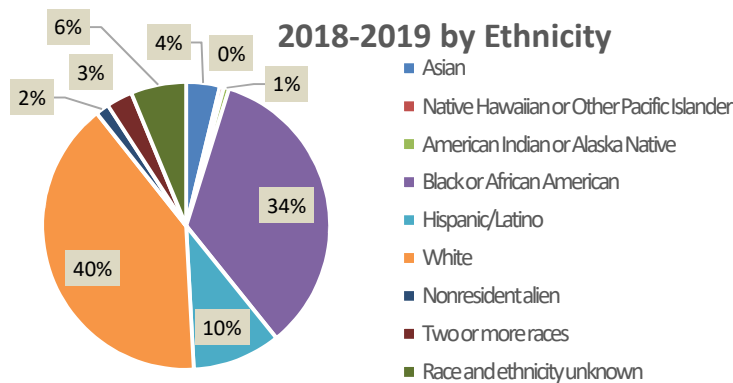


Figure 4. Graduates in 2018-2019 Academic Year by Degree Type

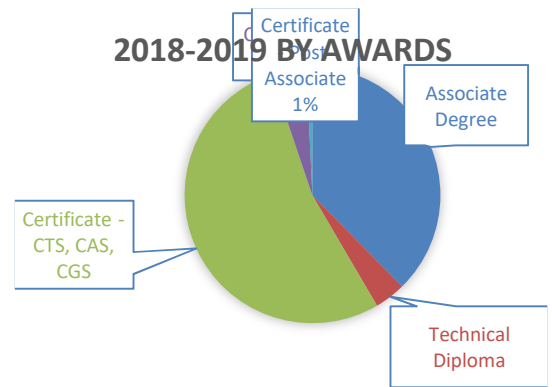


Table 2. List of Programs with CIP Code and Award Counts from 2014-2015 to 2018-2019 Academic Years

CIP Code	Program	Degree	2014-2015	2015-2016	2016-2017	2017-2018	2018-2019
520302	Accounting Degree	AS	4	0	1	0	0
520302	Accounting	AAS	48	60	62	64	44
520302	Accounting Technology: Account Clerk	CTS	41	80	70	62	69
520401	Administrative Office Technology	AAS	7	1	1	1	0
470201	A/C Certified HVAC Technician	CTS	1	32	32	15	28
470201	A/C Master HVAC/R Technician	TD	3	9	16	18	23
161603	American Sign Language Interpreting	AA	10	2	10	6	20
110901	Application Programming	CTC					13
150101	Arch/Design Construction Technology	AAS	7	8	7	8	8
151301	AutoCAD	CTC					1
120402	Barber-Styling	TD	7	3	6	15	10
520101	Business Administration	AS	88	81	89	76	86
520201	Business and Management	AAS/AS	89	98	86	92	85
190709	Care and Development of Young Children	AAS	25	39	38	38	35
460201	Carpentry	CTS	7	8	3	6	11
510902	Certified Nurse Assistant	CTC					5
150201	Civil & Construction Applied Engineering Technology	AAS	10	11	10	9	10
150201	Civil Construction Technology	AAS	1	0	0	0	0
470199	Computer/Electronics Service Technology	CTS	3	3	4	3	1
151301	Computer Aided Design and Drafting	AAS	26	22	18	9	6
151301	Computer Aided Design and Drafting	CTS	36	14	26	20	22
110301	Computer Information Technology	AAS	24	35	46	46	34
110901	Computer Network Technology	AAS	13	13	13	11	11
110901	Computer Network Technology	CTS					15
522001	Construction Management Technology	AAS	1	0	0	0	0
120401	Cosmetology	TD	31	14	28	18	25
430107	Criminal Justice	AA	58	76	54	67	44
120503	Culinary Arts- Entry Level Line Cook	CTS	0	0	0	11	9
120503	Culinary Arts	AAS	18	14	17	9	12
120503	Culinary Management	CTS	1	3	2	1	2
510910	Diagnostic Medical Sonography	PAC	11	12	11	10	11
511011	Dialysis Technician	CTC					4
513103	Dietetic Technician	AAS/AS	9	11	8	6	0
150303	Electrical-Electronics Engineering Tech	AS	15	10	13	9	11

Program not available

Program Cancelled

Values that are displayed in GREEN indicate awards total greater than last academic year's awards total for active programs.

Table 2. List of Programs with CIP Code and Award Counts from 2013-2014 to 2017-2018 Academic Years

CIP Code	Program	Degree	2014-2015	2015-2016	2016-2017	2017-2018	2018-2019
460302	Electrician: Commercial	CTS	14	19	21	21	10
460302	Electrician: Residential	CTS	12	53	71	56	44
460302	Electrician: Small Industrial	CTS	0	3	13	6	4
510902	Electrocardiograph Technician	CTC					9
150401	Electronics Service Technology	AAS	9	7	9	7	4
510904	Emergency Medical Technician- Basic	CTC					9
510904	Emergency Medical Technician-Paramedic	CTS	10	9	8	10	7
520701	Entrepreneurship	CTS	3	4	10	9	25
500702	Fine Arts	AA	1	1	0	0	0
430201	Fire Science Technician	CTS	35	37	3	6	9
430203	Fire Science Technology	AAS	14	12	5	6	16
120301	Funeral Service Education	AAS	11	11	9	9	12
120302	Funeral Services	CTS			2	0	7
240102	General Studies Degree	AGS	323	338	322	317	281
240102	General Studies	CGS	603	702	615	565	1162
510707	Health Information Technology	AAS	12	8	6	7	11
010601	Horticulture	CTS	10	6	6	11	0
520901	Hospitality Management	AAS	7	22	18	6	5
521001	Human Resources Assistant	CTS					19
111003	Information Security/Assurance	CTC					2
500408	Interior Design	AA	12	8	4	10	2
500408	Kitchen & Bath Design	CTS	2	3	3	7	3
220301	Legal Secretary	CTS	6	7	7	6	2
520203	Logistics Technology	CTS	2	6	4	2	12
240199	Louisiana Transfer Degree - AS	ASLT	30	31	26	22	8
240199	Louisiana Transfer Degree - AA	AALT	25	24	33	10	10
480501	Machine Tool Technology-CNC Operator	CTS	3	1	0	0	0
480501	Machine Tool Technology-Lathe Operator	CTS	2	0	0	0	0
480501	Machine Tool Technology-Mill Operator	CTS	1	0	0	0	0
513501	Massage Therapy	CTS	18	6	11	12	10
510707	Medical Coding	CAS	4	11	10	17	11
511004	Medical Laboratory Technician	AAS	8	8	10	6	11
510707	Medical Registration Specialist	CTS	15	32	14	18	16
470604	Motor Vehicle Maintenance/Light Repair	CTC					20
470604	Motor Vehicle Technology	CTS	28	38	26	32	17
470604	Motor Vehicle Technology	AAS	15	18	16	13	10

Program not available

Program Cancelled

Values that are displayed in GREEN indicate awards total greater than last academic year's awards total for active programs.

CIP Code	Program	Degree	2014-2015	2015-2016	2016-2017	2017-2018	2018-2019
500901	Music	AA	1	1	0	0	0
110901	Net+ Certification	CTC					7
510905	Nuclear Medicine Technology	PAC	6	6	8	7	6
513901	Nursing - Practical Nursing	TD	41	74	50	74	61
513801	Nursing - Registered Nursing	ASN/AS	272	278	219	172	214
510803	Occupational Therapy Assistant	AAS	20	20	19	20	19
511803	Ophthalmic Medical Assistant	CTS	14	13	12	10	12
120501	Pastry Arts	CTS	8	6	3	9	7
099999	Performance and Media Arts	AA	5	5	1	2	0
510805	Pharmacy Technician	CTS	25	16	23	15	12
511009	Phlebotomy Technician	CTC					12
510806	Physical Therapy Assistant	AAS	23	27	26	25	23
510917	Polysomnographic Technology	AAS				4	11
519999	Polysomnographic Technology	AAS	5	5	6	0	0
480501	Precision Machining	CTS	2	16	10	2	10
520302	Quickbooks	CTC					25
510907	Radiation Therapy	PAC	0	5	4	0	6
510911	Radiologic Technology	AAS	30	30	24	24	28
521501	Real Estate Professional	CTS					10
521501	Real Estate Sales Agent	CTC					24
510908	Respiratory Care Technology Degree	AAS	21	22	10	14	15
410000	Science Laboratory Technology	AAS				4	6
510909	Surgical Technology	CTS	22	29	27	17	22
130101	Teaching Grades 1-5	AS/AST	9	3	5	11	12
510808	Veterinary Technology	AAS	17	10	22	15	19
500409	Visual Communications-Graphic Design	AAS	21	15	12	18	19
110801	Web Programming	CTC					1
110801	Web Site Design	CTS	2	2	1	0	4
480508	Welding: Shielded Metal Arc Welding	CTS	1	14	15	13	12
480508	Welding: Gas Tungsten Arc Welding	CTS	2	5	14	8	4
480508	Welding: Flux Cored & GMAW	CTC					3
480508	Welding: Flux Cored & GMAW	CTS	0	5	15	5	8
	Total Degrees Awarded		2,376	2,691	2,479	2,290	3,035

Program not available

Program Cancelled

Values that are displayed in GREEN indicate awards total greater than last academic year's awards total for active programs.

Table 3. TCA Completer Totals from 2014-2015 to 2018-2019 Academic Years by Gender and Ethnicity

	2014-2015	2015-2016	2016-2017	2017-2018	2018-2019*
Total TCA Recipients (unduplicated)	1,029	831	1,166	1,246	132
Total TCA's by Gender (unduplicated)					
Male	472	332	535	631	81
Female	557	499	631	615	51
Total TCA's by Ethnicity (unduplicated)					
Asian	27	16	42	37	3
Native Hawaiian or Other Pacific Islander	0	1	1	11	3
American Indian or Alaska Native	4	6	4	3	0
Black or African American	535	415	504	582	65
Hispanic/Latino	76	59	114	123	9
White	306	269	409	386	45
Nonresident alien	10	9	11	15	1
Two or more races	23	26	31	44	4
Race and ethnicity unknown	48	30	50	45	2
Total Awards (includes multiple awards)					
TCA	1,137	909	1,303	1,416	156

* In the 2018-19 academic year, Delgado Community College began a phaseout of TCA awards in favor of Career and Technical Certificates (CTCs).

Table 4. List of TCA Programs with CIP Code and Award Counts from 2014-2015 to 2018-2019 Academic Years

CIP Code	Incr. Key	Program	2014-2015	2015-2016	2016-2017	2017-2018	2018-2019
470199	01	A+ Certification	0	0	14	12	0
110901	01	Application Programming	0	0	61	51	7
150101	01	Architectural Contracting Practices	0	0	11	13	1
500999	01	Audio Engineering	10	8	12	15	0
151301	01	AutoCAD	0	0	16	21	0
513902	01	Certified Nursing Assistant	51	39	25	45	0
190709	01	Child Dev Associate Preparation	13	0	16	4	0
520401	01	Clerical Automation	2	6	2	0	0
120505	01	Culinary Arts/Occ	43	24	30	59	0
120505	01	Culinary Cost Ctrl/Supervis	56	35	38	95	4
110301	01	Desktop Publishing	0	0	1	0	0
511011	01	Dialysis Technician	6	3	9	11	0
513104	01	Dietary Manager	3	1	1	0	0
500102	01	Digital Media Technologies	0	0	2	0	0
460302	01	Electrical Technology	0	0	0	0	0
510902	01	ECG/Telemetry Technician	0	14	24	27	0
510904	03	Emergency Medical Responder	27	30	19	129	0
510904	01	Emergency Med Technician-Basic	111	11	118	59	12
340199	01	First Aid	340	367	275	240	32
480508	01	Flux Core and Gas Metal Arc Welding	0	0	13	13	0
120505	03	Food and Beverage Purchasing	36	36	37	0	0
120505	04	Food Safety and Sanitation	70	68	88	0	0
520203	01	Global Logistics Associate	0	0	21	59	2
111003	02	Information Security/Assurance	10	16	14	32	1
111006	01	Information Technology Support	0	0	0	0	0
520203	02	Logistics Tech: Entry Level	0	0	7	7	0
520203	03	Logistics Tech: Front Line Supply	0	0	4	5	2
520201	01	Mgmt Trainee in General Business	33	40	37	36	3
470604	01	Motor Veh Maint & Light Repair	4	1	1	0	0
500909	01	Music Business	6	4	12	10	0
159999	01	NCCER Technical Core Studies	262	138	171	228	23
110901	02	NET+ Certification	0	0	14	26	0
520401	01	Office Systems Tech	0	0	0	1	0
511099	01	Phlebotomy Technician	23	19	18	18	0
150303	01	PLC Programming	0	0	14	9	0
500302	01	Quickbooks	0	0	109	104	7
521501	01	Real Estate Sales Agent	31	49	53	35	8
151301	02	Revit	0	0	8	14	0
150506	01	Water Quality/Wastewater Tech	0	0	0	30	54
110801	01	Web Programming	0	0	8	8	0
		Total TCAs (includes duplicates)	1,137	909	1,303	1,416	156

Program not available

This publication is only available online.

Suggested Citation

Completers Report 2018-2019, August 2019. (Office of Planning and Research)
Delgado Community College, New Orleans, LA

Content Contact

Brian Auriti, M.L.I.S.
Research Manager, Institutional Research
bauriti@dcc.edu

The Office of Planning and Research's staff provide the administration, faculty, and staff with data resources for use in decision making, assessment, and institutional effectiveness initiatives.

Additional resources

Statistical Reports in Docushare:

<http://docushare3.dcc.edu/docushare/dsweb/View/Collection-79>

Office Webpage:

<http://www.dcc.edu/administration/offices/research/institutional-research/default.aspx>